

Advanced Power Exhaust Studies for New Lower Tungsten Divertor of EAST under High Power and Steady State Operations



ASIPP

H. Si¹, H.Y. Guo², G.S. Xu¹, L. Wang¹, R. Ding¹, B.J. Xiao¹, Z.P. Luo¹, D.M. Yao¹, X.D. Zhang¹, Y. Zhang¹ and the EAST team¹

¹ Institute of Plasma Physics, Chinese Academy of Sciences, Hefei, Anhui, China

² General Atomics, San Diego, California, USA

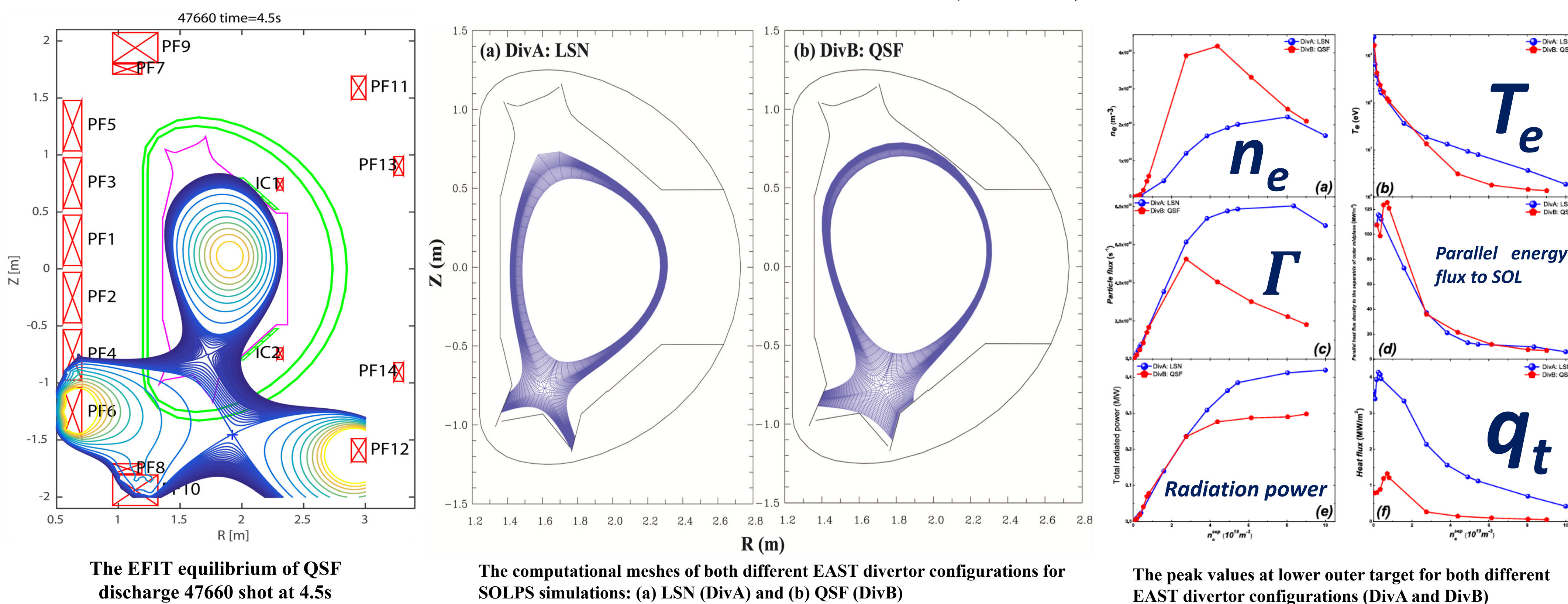
E-mail: hsi@ipp.cas.cn (H. Si)

Divertor is one of the key components in Tokamak. The control of heat flux and erosion of the divertor target is one of the grand challenges facing the design and operation of next-step high power steady-state fusion. It is essential to efficiently dissipate power in the divertor to ensure the maximum steady-state power load at the divertor target below $10 \sim 15 \text{ MW/m}^2$. In addition, adequate reactor lifetime dictates near zero-erosion at solid PFCs, so the electron temperature at the divertor target plates must be maintained at a low temperature with $T_e \leq 5 \sim 10 \text{ eV}$ to suppress erosion. In response to this challenge, recently Experimental Advanced Superconducting Tokamak(EAST) has launched a new initiative to develop and validate advanced divertor concepts for the design of new lower tungsten divertor. In general, developing an advanced divertor configuration requires:

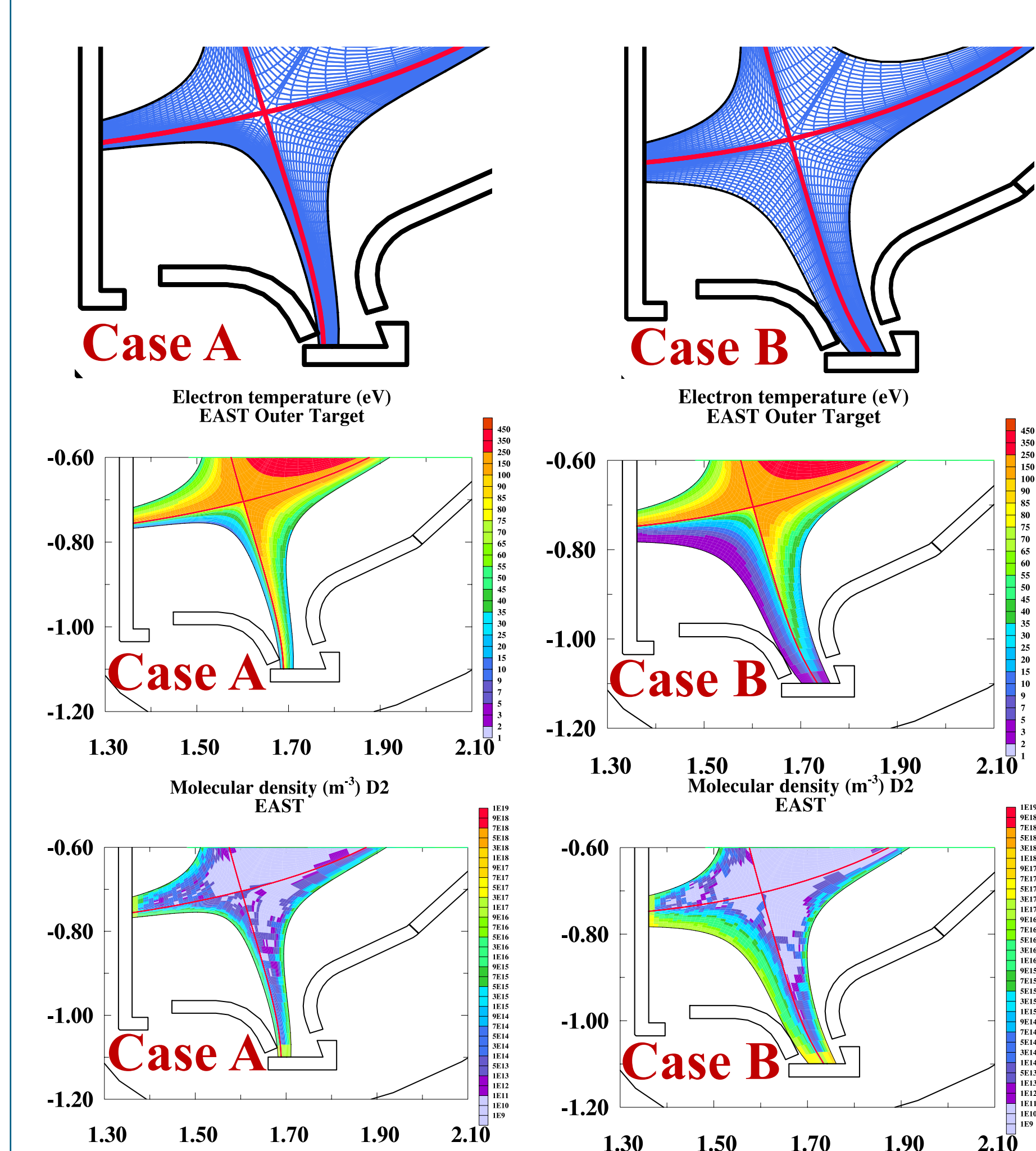
- Optimizing magnetic configuration to extend the plasma-wetted area through flux expansion, and increasing the divertor volume by increasing the field-line length;
- Increasing divertor closure by divertor baffling to improve divertor screening for recycling neutrals and impurities, hence increasing divertor neutral pressure, thus enhancing divertor particle and power exhaust.

Some alternative advanced magnetic configurations: quasi snowflake (QSF) and fishtail divertor (FTD)

Quasi Snowflake (QSF)



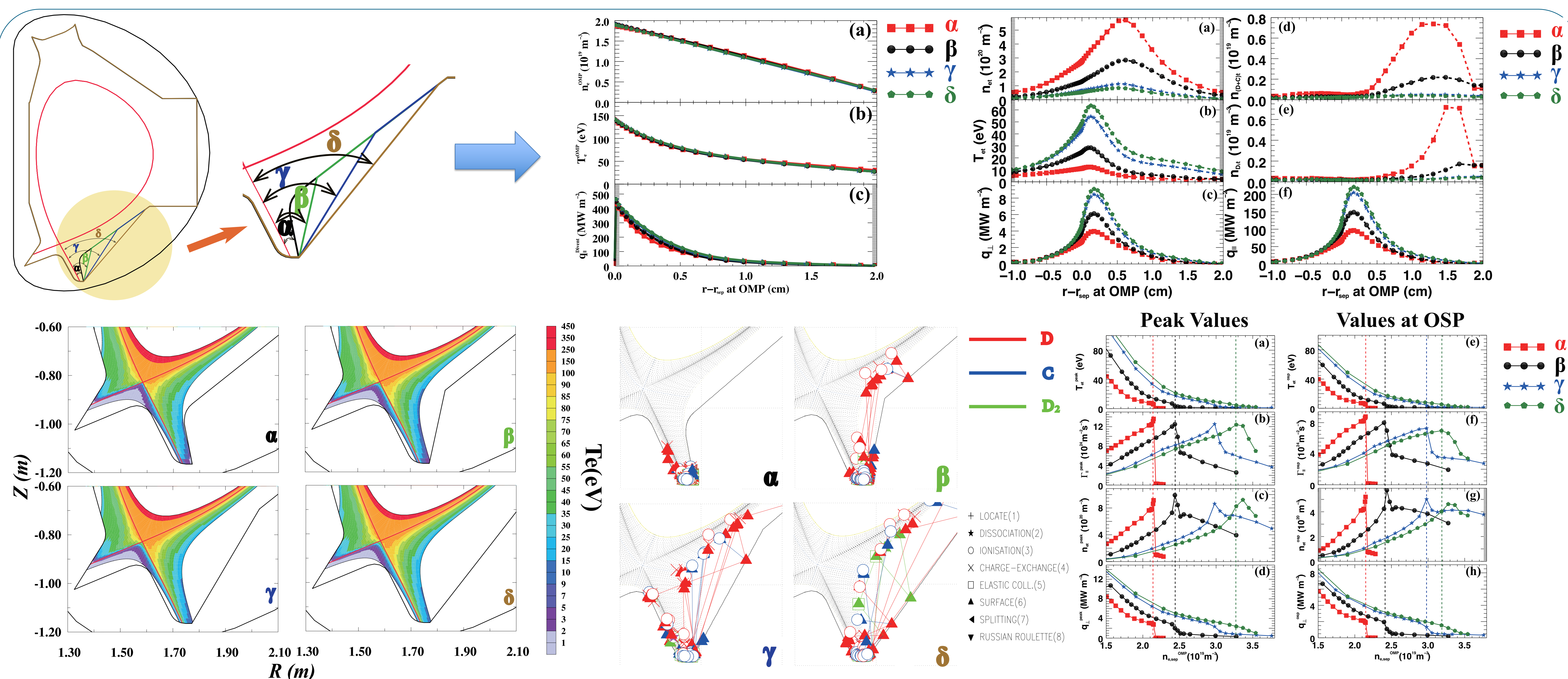
Fishtail Divertor (FTD)



- With respect to EAST lower single null divertor configuration, the **connection length** of EAST QSF divertor configuration is **increased** by **30%**. The **flux expansion** in the lower outer target is **increased** by a factor **4**.
- SOLPS predicts quasi snowflake configuration significantly **reduces** the peak **heat flux density** at the lower divertor outer target, by a factor of **2–3**, owing to the **magnetic flux expansion**. The **density threshold for detachment** is much **lower** for QSF, compared to LSN under the same upstream conditions.

- When the outer strike point moves to the corner, T_e at the outer target can be **reduced** significantly and **more neutrals** can be trapped.

Increasing divertor closure by divertor baffling



Increasing divertor closure can significantly:

- trap more neutrals from 0.04×10^{19} to $0.75 \times 10^{19} \text{ m}^{-3}$ with the same upstream separatrix density $n_{e,sep} = 1.9 \times 10^{19} \text{ m}^{-3}$
- facilitate the onset of detachment decreasing from 3.20×10^{19} to $2.14 \times 10^{19} \text{ m}^{-3}$
- the divertor radiated power is also increased from 200 to 450 kW and the peak heat flux density at the divertor target is reduced from 9.3 to 3.8 MWm^{-2} .