



# USNDP/NNDC Report

David Brown  
National Nuclear Data Center

NSDD Technical Meeting  
Australia National University, Canberra, Australia



# NNDC Vision & Mission

The National Nuclear Data Center (NNDC) vision is to be the premier global resource for nuclear data and plan to:

- Implement AI/ML algorithms to reduce the time from data publication to integration in a recommended library to less than two years.
- Establish an open data repository for low-energy nuclear physics.
- Advance dissemination efforts with modern and efficient software tools.
- Sustain a robust nuclear physics research portfolio, including the development of an experimental program to accelerate isotope production science.

The NNDC is the lead and largest unit of the U.S. Nuclear Data Program (USNDP), whose mission is to provide current, accurate, authoritative data for workers in pure and applied areas of nuclear science and engineering. This is accomplished primarily through the compilation, evaluation, dissemination, and archiving of extensive nuclear datasets. USNDP also addresses gaps in the data, through targeted experimental studies and the use of theoretical models.



Maintaining and improving nuclear data for world-wide use

## Mission

To provide current, accurate, authoritative data for workers in pure and applied areas of nuclear science and engineering

## Services

Disseminate nuclear data through feature-rich web applications

## Databases

### Nuclear Structure & Decay:


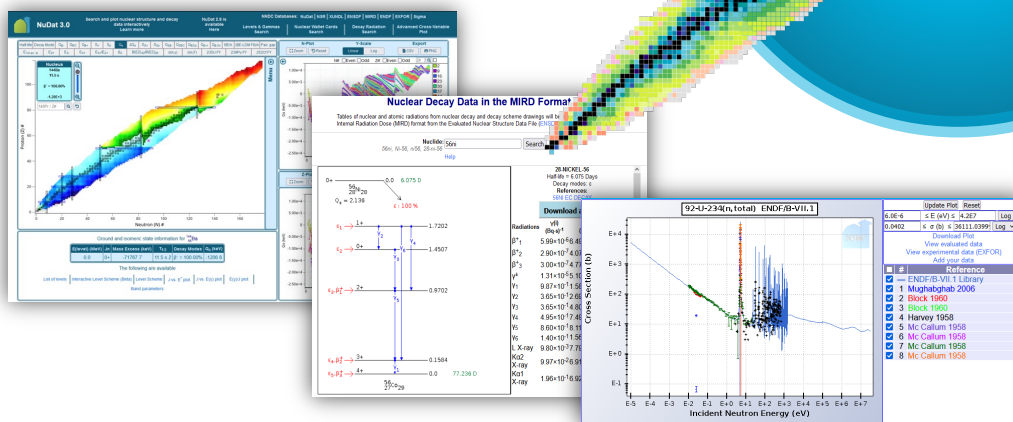

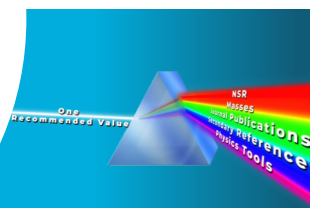
- ENSDF
- XUNDL

### Nuclear Reaction:

- ENDF
- EXFOR

### Bibliographic:

- NSR



### Nuclear Data Sheets:

World leading journal on nuclear data evaluations and research

### Nuclear Wallet Cards:

Ground and isomeric state nuclear properties of all-known nuclei

## Publications

Maintaining and improving nuclear data for world-wide use

## Nuclear Structure and Decay

### Evaluated Nuclear Structure Data File (ENSDF)

One and only database of recommended values derived from all published experimental nuclear structure and decay data.



### Experimental Unevaluated Nuclear Data List (XUNDL)

Compiled nuclear structure and decay data from recently published articles



Precision measurements of decay radiation properties

## Nuclear Reactions

### Evaluated Nuclear Data File (ENDF)

Recommended neutron reaction data for all nuclei relevant for nuclear science and technology

**ENDF/B**  
**VIII.1**




### Experimental Nuclear Reaction Data (EXFOR)

World's only repository of experimental nuclear reaction data


# Elizabeth (Libby) McCutchan

- APS Fellow 2022
- Citation: *“For innovative and distinguished contributions to understanding the evolution of collectivity in heavy nuclei, critical precision experiments to test ab initio methods in light nuclei, seminal analyses of antineutrino spectra, and the development of new database tools to understand nuclear data.”*



<https://www.bnl.gov/newsroom/news.php?a=120865>


# Other personnel changes at the NNDC



**Shuya Ota** joined the NNDC May 1<sup>st</sup> as a scientific staff primarily working on ENSDF and XUNDL, plus developing the NNDC decay station.




**Jin Wu** joined the NNDC on September 6<sup>th</sup> as a scientific staff working on ENSDF/XUNDL and gamma-ray spectroscopy.




**Matteo Vorabbi** left the NNDC Sep. 16<sup>th</sup> to begin a position as Lecturer at the University of Surrey, UK.

**Emanuel Chimanski** joined the NNDC April 11, 2022 as a post doc working on the NA-22 Gamma Rays Induced by Neutrons project.



**Sam Kim** joined the NNDC as a post-doc on March 7<sup>th</sup> to analyze data that helps determine antineutrino spectra, investigate  $^{69}\text{Ga}$ , and experiment on  $^{125}\text{Xe}$  trapped in silicate nanostructures.



**Adam Hayes** left the NNDC in January 2022 to work in the private sector



The NNDC currently has 9 staff scientists, 3 post-docs, 4 professional staff and 6 contractors

# 28 Students in FY22!



# Nuclear Physics Traineeship allowing us to bring in URM students for longer term mentoring





# Students arranged by mentor

## **Gustavo:**

- Mary Fucci (Fall 2021 SURP)
- Ian Snider (Summer 2022 SULI)
- William “Cole” Fritsch (Summer 2022 SULI)
- Ethan Richards (Fall 2022 SULI).

## **Matteo:**

- Khadim Mbacke (2022 NPT)
- Marcus McLaurin (2022 NPT)

## **Amber:**

- Thomas Christo (CCI),
- John Pedersen (GRIP)
- Christian Stanley (Summer 2022 SURP)

## **Ben:**

- Melissa Wissman (Summer 2021 SULI).

## **Libby:**

- Grace Farrell (2022 NPT)
- Sophia Balderrama (Fall 2021, Summer 2022 SURP)
- Noah Cabanas (Fall 2021 SULI, Summer 2022 SURP)
- Meg Wynne (Spring 2022 SULI)
- Brandon Taylor (Spring 2022 SULI)
- Caroline Esposito (NPT)

## **Andrea:**

- Sam Benda (Summer 2022 SULI)
- Mohammad Jian Najar (Summer 2022 SULI)
- Jacob Henry (Fall 2022 SULI)

## **Dave:**

- Maxwell Rothman (Summer 2022 SULI)
- Roshen Ramnarine (Summer 2022 HSRP)

## **Alejandro:**

- Zharia Harris (Summer 2022 SULI)
- Becket Hill (Summer 2022 SULI)
- Bryan Palaguachi (Summer 2022 SULI)
- Mathew Seeley (Summer 2022 SULI)

## **Arantxa:**

- Caroline Sears (Summer 2022 SULI)
- Michael Romano (Summer 2022 SULI)
- Eric Schess (Summer 2022 SULI)

## **Donnie:**

- Jada Perryman (Summer 2021 SULI)
- Edwin Gomez (Spring 2021 SULI)

# Postings postings postings

Apply Now

## Postdoc in Nuclear Data

Job ID: 2797

Date posted: 09/10/2021

Brookhaven National Laboratory ([www.bnl.gov](http://www.bnl.gov)) delivers discovery science and transformative technology to power and secure the nation's future. Brookhaven Lab is a multidisciplinary laboratory with seven Nobel Prize-winning discoveries, 37 R&D 100 Awards, and more than 70 years of pioneering research. The Lab is managed by the U.S. Department of Energy's (DOE) Office of Science. Brookhaven Science Associates (BSA) manages the Laboratory for DOE. BSA is a partnership between Battelle and The State University of New York on behalf of Stony Brook University.

### Organizational Overview

Brookhaven National Laboratory's Nuclear Energy Division develops and operates nuclear reactors and related development related to nuclear energy.

### What We Do



**Two+ ENDF/EXFOR positions soon!**

<https://jobs.bnl.gov/job/upton/nuclear-engineer-scientist/3437/15485467440>



# What we're up to



# Website Redesign

- New front page + header/footer
  - Deployed in time for ND2022
  - Reduced clutter to direct users to most-trafficked websites
  - Quick access to databases
  - Use of common stylesheets for consistent design
- Roughly 80% of site fully converted to new style; all pages have new header/footer



Credit: Donnie Mason

# Web Development Progress

Gradual modernization of NNDC websites

- Gradle Build Tool
  - Cross-platform development
  - Used in **54/61** websites
- GitLab CI/CD
  - Automated testing and deployment
  - Used in **36/61** websites



**Allows rapid, robust web development**

# Web App Containers



## Deployment of websites using Docker/Podman

- **[GOAL]:** Improve stability for web services
  - Containers can be updated/restarted individually
  - If one container crashes, the others stay up
  - In case of server failure, redeploy elsewhere
- Tests successful for **44/61** websites

**Assures a secure and reliable website consistent with modern webserver practices**

# Digital Object Identifiers (DOIs)

As a **Public Reusable Research (PuRe) Data Repository** the NNDC strives to make data publicly available to advance scientific knowledge



3 major libraries already have library-wide DOIs:

- ENSDF
- XUNDL
- NSR

ENDF is next!

**National Nuclear Data Center** | Databases | Structure & Decay | Reactions | Resources | Brookhaven National Laboratory

**Evaluated Nuclear Structure Data File (ENSDF)**

Contains recommended nuclear structure and decay data for all the known nuclides, which are obtained following a critical review of all available experimental data, supplemented with systematic trend studies and theoretical models. ENSDF data include (i) nuclear level properties, such as observation source, energy, half-life, decay modes, spin and parity; (ii) gamma ray energies, intensities, multipolarities, mixing ratios and conversion coefficients; (iii) nuclear radiation energy and intensity as well as radiation-specific data for different radiation types, such as such as gammas, alphas, betas and neutrons. Data for about 220 nuclides are fully evaluated each year; additionally, many datasets are partially updated each year. Nearly all the evaluation work is supported by the US Nuclear Data Program. The National Nuclear Data Center at Brookhaven National Laboratory is responsible for coordinating the evaluation effort as well as its web and journal dissemination.

**Statistics:**

- Datasets: 19,591
- Nuclides: 3,408
- Decays: 4,447
- Reactions: 10,813
- Mass Chains: 300

**Deposition Summary**

Depositor:	Elisabeth Ricard-McCutchan
Contact:	mcutchan@bnl.gov
Deposition date:	2022/02/14
Last modified:	2022/04/05
DOI:	10.18119/nndc.ensdf/1845010

**Dataset Details**


Total datasets:	19591
Nuclides:	3408
Decay Radiations:	4447
Reactions:	10813
Mass Chains:	300

**Latest Dataset**

File	Date	Download
ensdf_221004.zip	2022/10/04	<a href="#">Download</a>

**Publication Details**

Journal:	Nuclear Data Sheets
Editor:	E.A. McCutchan
URL:	<a href="http://www.nndc.bnl.gov/nndc/">www.nndc.bnl.gov/nndc/</a>



**Compliance with OSTP policy guidelines from 25 August 2022 memo**

# ENDF/B-VIII.1 Beta0 released

**ENDF/B**  
**VIII.1**

- Needed a Beta version for preliminary validation ahead of 2022 CSEWG
- No time yet for full review: Focused on neutron sub library and materials from INDEN collaboration (some degree of internal review)
- Indicate what should be the general trend of the VIII.1 release
- 3 “sub-releases”: Different 239Pu candidates
- Planned Beta1:
  - December 2022
  - Single Pu file
  - Fully reviewed files
  - All sub libraries

The screenshot shows a GitLab repository page for the ENDF/B-VIII.1 Beta0 releases. The page title is "Tags" and it contains three entries for different beta versions:

- version.VIII.1-Beta0c.1**: Fixed a typo. 1 week ago. Release version.VIII.1-Beta0c.1. Beta0, version 'c.1' (LLNL 239Pu) for the ENDF/B-VIII.1 release.
- version.VIII.1-Beta0b.1**: Update CHANGELOG.md. 1 week ago. Release version.VIII.1-Beta0b.1. Beta0, version 'b.1' (LANL 239Pu) for the ENDF/B-VIII.1 release.
- version.VIII.1-Beta0a.1**: Update CHANGELOG.md. 1 week ago. Release version.VIII.1-Beta0a.1. Beta0, version 'a.1' (INDEN 239Pu) for the ENDF/B-VIII.1 release.

## Changes\* in VIII.1 Beta0 from VIII.0:

- 28,29,30Si
- 50,52,53,54Cr
- 54,56,57Fe
- 63,65Cu
- 233,235,238U
- 239Pu
  - Beta0a: INDEN
  - Beta0b: LANL
  - Beta0c: LLNL

*\*There were additional changes done shortly after the VIII.0 release, but before the whole evaluated file repository was migrated to GitLab, which are now part of ENDF/B-VIII.1Beta0:*

- <sup>10</sup>B: ENDF/B-VIII.0 errata
- <sup>156,158,160,161,162,163,164</sup>Dy: Set of ORNL evaluations
- <sup>192</sup>Pt: Tweaked energy of first resonance
- <sup>240</sup>Pu: Fix of unitarity issue by LANL



# XUNDL/ENSDF Metrics – for FY22

## XUNDL

Compiler	Papers	Datasets
Shaofei	9	16
Libby	162	293
Shuya	11	17
Jin	5	10

Total of 187 papers, 336 datasets

## ENSDF

Evaluator	Mass Chain	Nuclei
Chris	251	
Libby	47 (½)	30
Shuya	47(½)	

2 Mass Chains, 30 individual nuclei

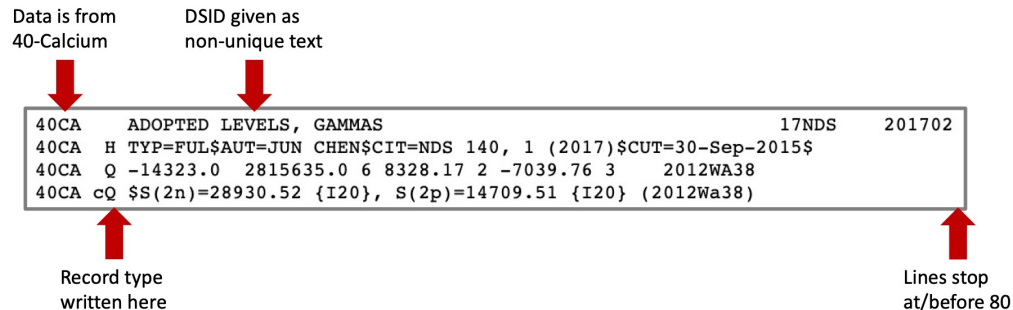
## NDS publications

C. Morse, "Nuclear Data Sheets for A=267, 271, 275, 279, 283, 287, 291, 295, 299" NDS 182, 130 (2022)

C. Morse, "Nuclear Data Sheets for A=269, 273, 277, 281, 285, 289, and 293", NDS 182, 167 (2022)

S. Zhu, "Nuclear Data Sheets for A=236", Nucl.Data Sheets 182, 2 (2022)  
(reviewer comments received after Shaofei's passing)

# ENSDF Modernization project



Migration from 80-column text format to object-oriented JSON-based database

- Modular, reusable design
- Labeled and formatted data can easily be parsed by both humans and computers
- Based on industry-standard technology
- JSON schema provide built-in syntax checking
  - During the migration process, this has caught many errors in the database
- Adopted and  $(n,\gamma)$  datasets migrated
- Currently migrating  $(HI,xn\gamma)$ ,  $(a,p\gamma)$ , etc

```
{
  "spinParityValues": [
    {
      "spin": 2,
      "isTentativeSpin": true,
      "isTentativeParity": true,
      "parity": "+",
      "parityNumber": 1
    },
    {
      "spin": 3,
      "isTentativeSpin": true,
      "isTentativeParity": true,
      "parity": "-",
      "parityNumber": -1
    }
  ],
  "comments": [
    "Assignments are based on..."
  ]
}
```

# WalletCraft a new evaluation of properties of ground-state and long-lived isomers for all known nuclei

Evaluation for g.s. and isomers ( $T_{1/2} > 100\text{ms}$ ) of:

- Spin/Parity
- Mass Excess – from AME2020
- Half-life, Width or Abundance
- Decay Mode(s)

Major changes *under the hood*: Advantages:

- New JSON-based OODB
- We store experimental measurements (building block of the evaluation)
- Transparent documentation of evaluation history
- Format can be easily read in modern codes and data plotted/analyzed
- Allows for much shorter versioning (from 5-10 yr to ~1yr)



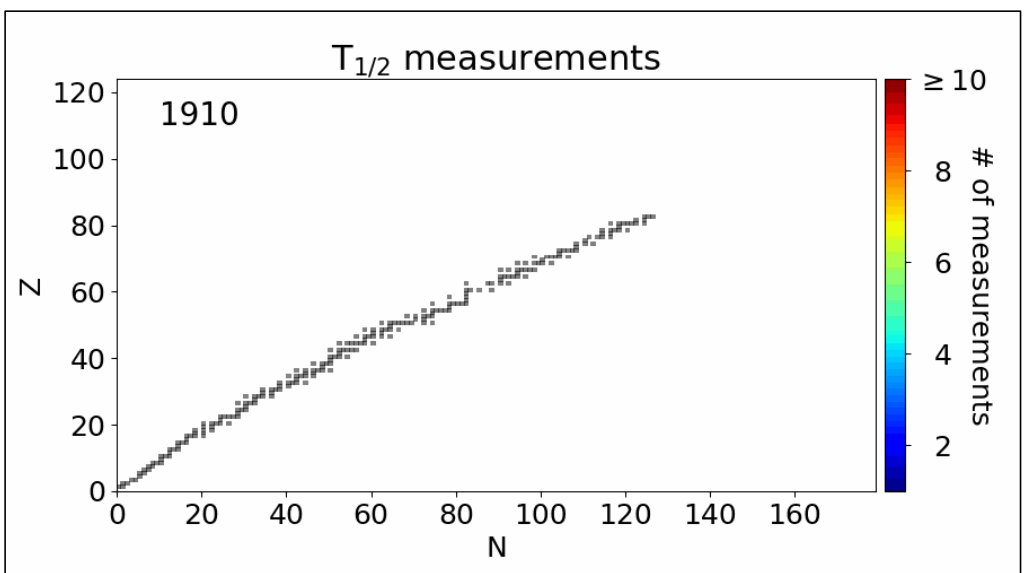
**Nuclear Wallet Cards**  
October 2022

National Nuclear Data Center  
[www.nndc.bnl.gov](http://www.nndc.bnl.gov)

Elizabeth McCutchan  
Christopher Morse  
Benjamin Shu  
Donnie Mason  
Andrea Mattera  
Shuya Ota  
Jin Wu

Brookhaven National Laboratory  
P.O. Box 5000  
Upton, New York 11973-5000  
U.S.A.

Z	N	Energy (keV)	Spin-Parity	Half-life (s)	Decay Mode
10	10	0	0 <sup>+</sup>	1.2534 ± 0.0004	α
10	11	0	1 <sup>+</sup>	1.2534 ± 0.0004	α
10	12	0	0 <sup>+</sup>	1.2534 ± 0.0004	α
10	13	0	1 <sup>+</sup>	1.2534 ± 0.0004	α
10	14	0	0 <sup>+</sup>	1.2534 ± 0.0004	α
10	15	0	1 <sup>+</sup>	1.2534 ± 0.0004	α
10	16	0	0 <sup>+</sup>	1.2534 ± 0.0004	α
10	17	0	1 <sup>+</sup>	1.2534 ± 0.0004	α
10	18	0	0 <sup>+</sup>	1.2534 ± 0.0004	α
10	19	0	1 <sup>+</sup>	1.2534 ± 0.0004	α
10	20	0	0 <sup>+</sup>	1.2534 ± 0.0004	α



A new version of the Nuclear Wallet Cards booklet is available!






# Highlights

(some expected, some not!)

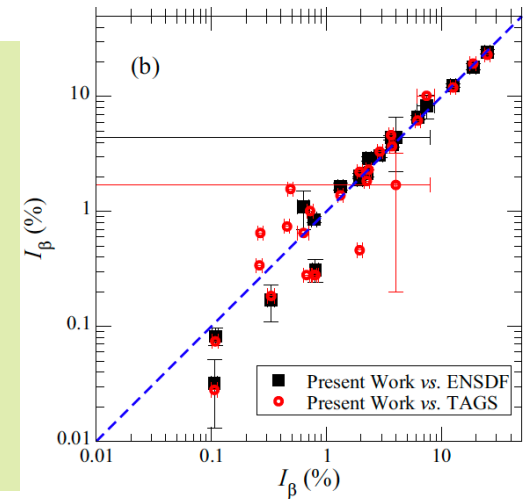


# “Complete” spectroscopy with Gammasphere

Gammasphere at ANL



- 70 + new transitions added to the level scheme
- Excellent agreement with Greenwood TAGS – but now with uncertainties!




Data from a 10 year old experiment to study Coulex of  $^{141}\text{Cs}$

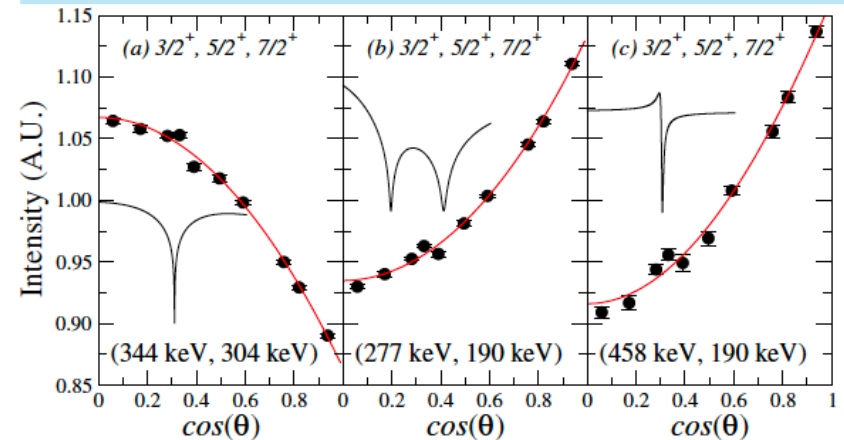
PHYSICAL REVIEW C **106**, 034318 (2022)

$\beta$  decay of  $^{141}\text{Ba}$

Javier Rufino, Jr.<sup>1,2</sup> E. A. McCutchan,<sup>2</sup> S. Zhu,<sup>2,3</sup> A. A. Sonzogni,<sup>2</sup> M. Alcorta,<sup>3</sup> P. F. Bertone,<sup>3</sup> M. P. Carpenter,<sup>3</sup> J. Clark,<sup>3</sup> C. R. Hoffman,<sup>3</sup> R. V. F. Janssens<sup>4,5</sup> F. G. Kondev<sup>3</sup> T. Lauritsen,<sup>3</sup>

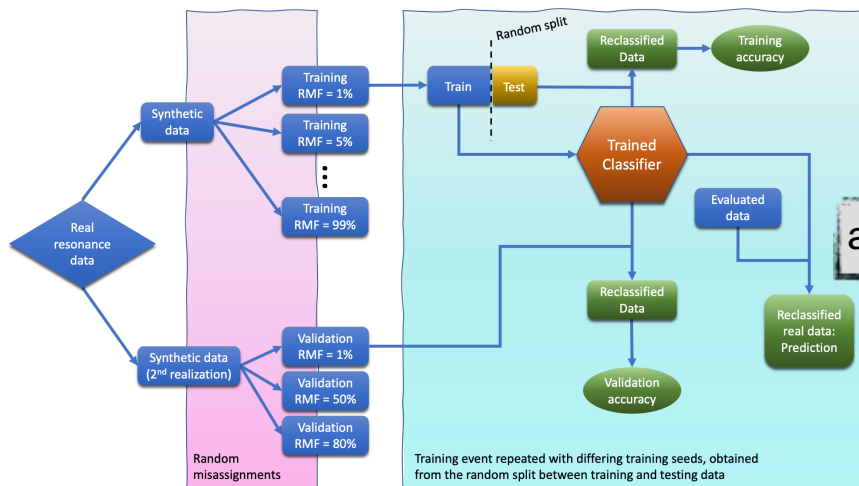


27 definite J assignments – out of 37 levels



# Bayesian Resonance Reclassifier

- First paper on ML method for reclassification of neutron resonances submitted to PRC!
- Proof-of-principle, description of features
- Applied to  $^{52}\text{Cr}$  resonances as test case



arXiv:2209.14403

arXiv:2209.14403v1 [nucl-th] 28 Sep 2022

## A novel Machine-Learning method for spin classification of neutron resonances

G. P. A. Nobre\* and D. A. Brown  
National Nuclear Data Center, Brookhaven National Laboratory, Upton, NY 11973-5000, USA

S. J. Hollick  
Department of Physics, Yale University, New Haven, CT, 06520, USA

S. Scoville  
University of Pittsburgh, Pittsburgh, PA 15217, USA and  
Rensselaer Polytechnic Institute, Troy, NY, 12180, USA

P. Rodriguez  
Pacific Northwest National Laboratory, Richland, WA 99354, USA and  
University of Puerto Rico, Mayagüez Campus, Mayagüez, 00682, Puerto Rico  
(Dated: September 30, 2022)

The performance of nuclear reactors and other nuclear systems depends on a precise understanding of the neutron interaction cross sections for materials used in these systems. These cross sections exhibit resonant structure whose shape is determined in part by the angular momentum quantum numbers of the resonances. The correct assignment of the quantum numbers of neutron resonances is, therefore, paramount. In this project, we apply machine learning to automate the quantum number assignments using only the resonances' energies and widths and not relying on detailed transmission or capture measurements. The classifier used for quantum number assignment is trained using stochastically generated resonance sequences whose distributions mimic those of real data. We explore the use of several physics-motivated features for training our classifier. These features amount to out-of-distribution tests of a given resonance's widths and resonance-pair spacings. We pay special attention to situations where either capture widths cannot be trusted for classification purposes or where there is insufficient information to classify resonances by the total spin  $J$ . We demonstrate the efficacy of our classification approach using simulated and actual  $^{52}\text{Cr}$  resonance data.

### I. INTRODUCTION

Neutron scattering and reaction data for neutron energies ranging from  $10^{-5}$  eV to 20 MeV are needed for simulations of nuclear systems in nuclear fission and fusion energy production, stockpile stewardship, non-proliferation, etc. [1]. For energies below that typical of fission neutrons,  $\sim 1$  MeV, normally only elastic and capture (and fission for actinides) channels are open. For all but the lightest nuclei, these reaction channels all exhibit strong resonant structure that we identify with the energy levels of the compound nucleus formed by the capture of the neutron into the target state [2].

The double differential capture or elastic scattering cross sections are completely determined by the set of resonance energies, the decay widths to each of the observed reaction channels and incident neutron orbital angular momentum  $L$  and the total angular momentum  $J$  characterizing these reaction channels<sup>1</sup>, when described using R-matrix theory [3, 4]. We cannot predict the energies and widths of the resonances in any nuclei other than

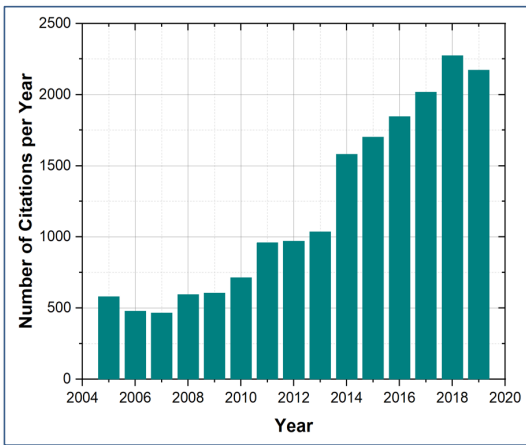
the lightest systems with current theoretical and computational approaches. The resonance energies and widths must be determined by fitting experimental transmission or cross section measurements. To complicate matters, the shape of the R-matrix fitting function is heavily dependent on the quantum numbers  $(L, J)$  assigned to the particular resonance.

Codes, such as SAMMY [5] and REFIT [6], use a Generalized Least-Squares Fitting routine derived from a linearized version of Bayes' Equation. Conventional evaluations based on SAMMY or REFIT require significant preparation by an evaluator to establish reliable prior estimates of the widths, energies and  $(L, J)$  quantum numbers of the resonances, ensuring that one is sufficiently close to the  $\chi^2$  minimum for the fit to be well founded. Unfortunately, the sheer number of known resonances in a typical evaluation makes this endeavor tedious and time-consuming. Furthermore, this step of the evaluation is subjective, relying on the experience of the evaluator and, therefore, it is hardly reproducible. This fact leads to significant amounts of unquantified uncertainty in the final evaluation.

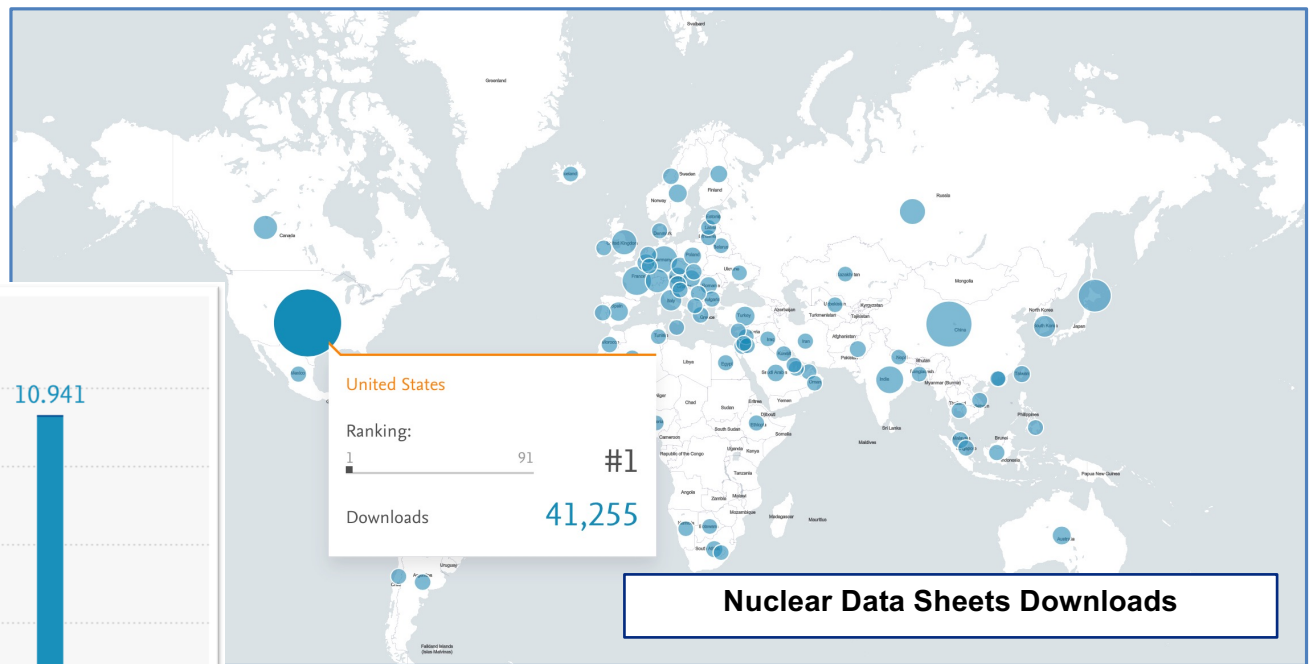
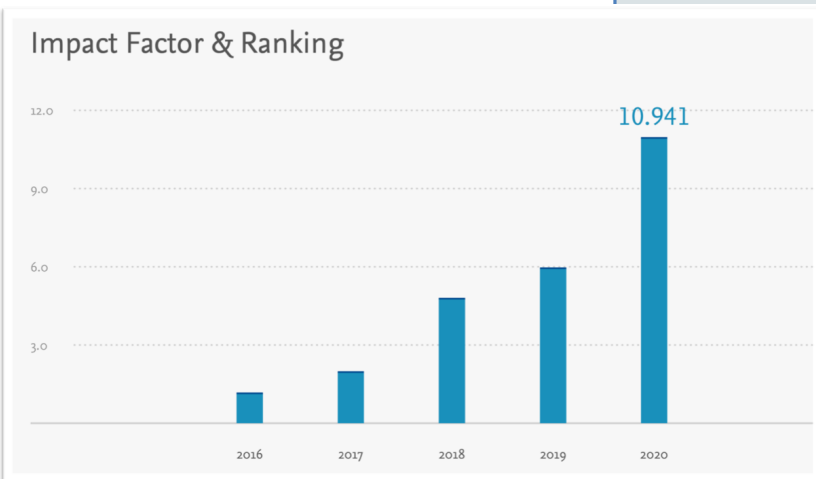
There are a number of experimental techniques that can help determine the incident neutron orbital angular momentum  $L$  and the total angular momentum  $J$  of each resonance including study of the low-energy  $\gamma$ -ray cascades from neutron capture events detected by Ge-Li detectors,  $\gamma$ -ray multiplicity methods, and measurements

\* Corresponding author: [gnobre@bnl.gov](mailto:gnobre@bnl.gov)

<sup>1</sup> In the  $JLS$  coupling scheme which we use in this work, there is also the total spin of the incident channel,  $S$ . This can usually be determined from knowledge of  $L$  and  $J$  for s- and p-wave resonances.



# Nuclear Data Sheets Citations & Impact Factor



**Nuclear Data Sheets Downloads**

**NDS > PRL!**



# Publications





# Publications 1/3

- 2022Pr08** Nucl.Phys. A1027, 122511 (2022) **B.Pritychenko**, B.Singh, M.VerPELLI Systematic trends of  $0^{+}2$ ,  $1^{-}1$ ,  $3^{-}1$  and  $2^{+}1$  excited states in even-even nuclei COMPILATION  $4\text{He}, 12, 16\text{O}, 44\text{Ar}, 40\text{Ca}, 68\text{Ni}, 72\text{Ge}, 72\text{Kr}, 90, 96, 98\text{Zr}, 98\text{Mo}, 180, 182\text{Hg}, 184, 186, 188, 190, 192, 194\text{Pb}, 14\text{C}, 14\text{O}, 146\text{Gd}, 208\text{Pb}$ ; analyzed available data; deduced J, pi,  $2^{+}$  first excited state dominance in even-even nuclei.
- 2022Ze01** J.Instrum. 17, P03012 (2022) V.V.Zerkin, **B.Pritychenko**, **J.Totans**, L.Vrapcenjak, A.Rodionov, G.I.Shulyak EXFOR-NSR PDF database: a system for nuclear knowledge preservation and data curation
- 2022At03** Phys.Rev. C 105, 055503 (2022) M.Atzori Corona, M.Cadeddu, N.Cargioli, P.Finelli, **M.Vorabbi** Incorporating the weak mixing angle dependence to reconcile the neutron skin measurement on  $208\text{Pb}$  by PREX-II **2022Vo02** Phys.Rev. C 105, 014621 (2022) **M.Vorabbi**, M.Gennari, P.Finelli, C.Giusti, P.Navratil, R.Machleidt Elastic proton scattering off nonzero spin nuclei
- 2022Mo05** Nucl.Instrum.Methods Phys.Res. A1025, 166155 (2022) **C.Morse**, H.L.Crawford, A.O.Macchiavelli, A.Wiens, M.Albers, A.D.Ayangeakaa, P.C.Bender, C.M.Campbell, M.P.Carpenter, P.Chowdhury, R.M.Clark, M.Cromaz, H.M.David, P.Fallon, R.V.F.Janssens, T.Lauritsen, I.-Y.Lee, C.J.Lister, D.Miller, V.S.Prasher, S.L.Tabor, D.Weisshaar, S.Zhu The polarization sensitivity of GRETINA NUCLEAR REACTIONS  $24\text{Mg}(p,p')$ ,  $E=2.45$  MeV; measured reaction products,  $E_{\gamma}$ ,  $I_{\gamma}$ .  $25\text{Mg}$ ; deduced gamma-ray energies, J, pi, polar angular distribution.
- 2022Mo19** Nucl.Data Sheets 182, 130 (2022) **C.Morse** Nuclear Data Sheets for  $A=267, 271, 275, 279, 283, 287, 291, 295, 299$  COMPILATION  $267\text{Rf}, 271\text{Sg}, 267\text{Db}, 271\text{Bh}, 267\text{Sg}, 267, 271\text{Bh}, 267, 271, 275\text{Hs}, 267, 271, 279\text{Ds}, 275\text{Mt}, 279\text{Rg}, 283\text{Nh}, 283\text{Cn}, 287\text{Fl}, 287\text{Mc}, 291\text{Lv}, 295\text{Og}, 299120$ ; compiled, evaluated nuclear structure data.
- 2022Mo20** Nucl.Data Sheets 182, 167 (2022) **C.Morse** Nuclear Data Sheets for  $A=269, 273, 277, 281, 285, 289$ , and 293 COMPILATION  $269\text{Sg}, 269, 273, 277\text{Hs}, 269, 273, 277, 281\text{Ds}, 277\text{Mt}, 277, 281, 285\text{Cn}, 281\text{Rg}, 285\text{Nh}, 285, 289\text{Fl}, 289\text{Mc}, 293\text{Lv}, 293\text{Ts}$ ; compiled, evaluated nuclear structure data.
- 2022Wa34** Phys.Rev. C 106, 044317 (2022) S.Waniganeththi, D.E.M.Hoff, A.M.Rogers, C.J.Lister, P.C.Bender, K.Brandenburg, K.Childers, J.A.Clark, A.C.Dombos, E.R.Doucet, S.Jin, R.Lewis, S.N.Liddick, Z.Meisel, **C.Morse**, H.Schatz, K.Schmidt, D.Soltész, S.K.Subedi Establishing the ground-state spin of  $71\text{Kr}$

# Publications 2/3

- 2022Ay02** Phys.Rev. C 105, 054315 (2022) A.D.Ayangeakaa, N.Sensharma, M.Fulghieri, R.V.F.Janssens, Q.B.Chen, **S.Zhu**, M.Alcorta, M.P.Carpenter, P.Chowdhury, A.Gade, C.R.Hoffman, F.G.Kondev, T.Lauritsen, **E.A.McCutchan**, A.M.Rogers, D.Seweryniak Single-particle and collective excitations in  $^{66}\text{Zn}$
- 2022Ko12** Phys. Rev. Res. 4, 021001 (2022) K.Kolos, V.Sobes, R.Vogt, C.E.Romano, M.S.Smith, L.A.Bernstein, **D.A.Brown**, M.T.Burkey, Y.Danon, M.A.Elsawi, B.L.Goldblum, L.H.Heilbronn, S.L.Hogle, J.Hutchinson, B.Loer, **E.A.McCutchan**, M.R.Mumpower, E.M.O'Brien, C.Percher, P.N.Peplowski, J.J.Ressler, N.Schunck, N.W.Thompson, A.S.Voyles, W.Wieselquist, M.Zerkle Current nuclear data needs for applications
- 2022Mc02** Nucl.Data Sheets 182, 1 (2022) **E.McCutchan**, **A.Sonzogni**, C.Lister Dr. **Shaofei Zhu** (1969-2021)
- 2022Ru06** Phys.Rev. C 106, 034318 (2022) J.Rufino, Jr., **E.A.McCutchan**, **S.Zhu**, **A.A.Sonzogni**, M.Alcorta, P.F.Bertone, M.P.Carpenter, J.Clark, C.R.Hoffman, R.V.F.Janssens, F.G.Kondev, T.Lauritsen, C.J.Lister, R.Pardo, A.Rogers, G.Savard, D.Seweryniak, R.Vondrasek beta decay of  $^{141}\text{Ba}$
- 2022Se03** Phys.Rev. C 105, 044315 (2022) N.Sensharma, A.D.Ayangeakaa, R.V.F.Janssens, Q.B.Chen, **S.Zhu**, M.Alcorta, M.P.Carpenter, **E.A.McCutchan**, F.G.Kondev, T.Lauritsen, D.Seweryniak, C.R.Hoffman, A.M.Rogers, A.Gade, T.Baughner, P.Chowdhury Single-particle and dipole excitations in  $^{62}\text{Co}$
- 2022Ga10** Eur.Phys.J. A 58, 27 (2022) Z.Gao, A.Al-Adili, L.Canete, T.Eronen, D.Gorelov, A.Kankainen, M.Lantz, **A.Mattera**, I.D.Moore, D.A.Nesterenko, H.Penttila, I.Pohjalainen, S.Pomp, V.Rakopoulos, S.Rinta-Antila, M.Vilen, J.Aysto, A.Solders Benchmark of a multi-physics Monte Carlo simulation of an ion guide for neutron-induced fission products
- 2022????** R.V. Lobato, **E.V. Chimanski** and C.A. Bertulani. 2022 J. Phys.: Conf. Ser. 2340 012014. "Cluster Structures with Machine Learning Support in Neutron Star M-R relations"
- 2022????** **E.V. Chimanski** et al. 2022 J. Phys.: Conf. Ser. 2340 012033. "Towards a Predictive HFB+QRPA Framework for Deformed Nuclei: Selected Tools and Techniques"

# Publications 3/3

- 2022???? H. Schatz et al. 2022 The Journal of Physics, G, 1-78. "Horizons: nuclear astrophysics in the 2020s and beyond"
- 2022???? L. Begleya et al. 2022 Nuclear Instruments and Methods A, 1-23. "Algorithms of pulse shape analysis for Gammasphere under high count rate conditions?"
- 2022???? M. Flemming et al. 2022 The European Physical Journal (EPJ) 239, 15002. "Overview of the OECD-NEA Working Party on International Nuclear Data Evaluation Cooperation (WPEC)"
- 2022Bu13** Phys.Rev. C 105, 045805 (2022) S.Burcher, K.A.Chipps, R.O.Hughes, C.S.Reingold, A.Saastamoinen, J.T.Harke, N.Cooper, S.Ahn, J.M.Allmond, H.Clark, J.A.Cizewski, M.R.Hall, J.Hooker, H.Jayatissa, K.L.Jones, **S.Ota**, S.D.Pain, K.Schmidt, A.Simon, S.Upadhyayula Developing the  $^{32}\text{S}(p,d)^{31}\text{S}^*(p)(\gamma)$  reaction to probe the  $^{30}\text{P}(p,\gamma)^{31}\text{S}$  reaction rate in classical novae
- 2022Re03** Phys.Rev. C 105, 034612 (2022) C.S.Reingold, A.Simon, R.O.Hughes, J.T.Harke, K.A.Chipps, S.Burcher, D.T.Blankstien, J.A.Cizewski, N.Cooper, M.Hall, **S.Ota**, B.Schroeder, S.Upadhyayula Spin inhibition in  $\psi$ -decay probabilities for states above S-n in Sm and Dy nuclei
- 2022Ha01** Phys.Rev. C 105, 014301 (2022) D.J.Hartley, F.G.Kondev, M.P.Carpenter, R.V.F.Janssens, M.A.Riley, K.Villafana, K.Auranen, A.D.Ayangeakaa, J.S.Baron, A.J.Boston, J.A.Clark, J.P.Greene, J.Heery, C.R.Hoffman, T.Lauritsen, J.Li, D.Little, E.S.Paul, G.Savard, D.Seweryniak, J.Simpson, S.Stolze, G.L.Wilson, **J.Wu**, **S.Zhu** nui-13/2 structures in  $^{155}\text{Sm}$  and  $^{159}\text{Gd}$ : Supporting evidence of a Z=60 deformed subshell gap
- 2022Li54** Phys.Rev. C 106, 044313 (2022) D.Little, A.D.Ayangeakaa, R.V.F.Janssens, **S.Zhu**, Y.Tsunoda, T.Otsuka, B.A.Brown, M.P.Carpenter, A.Gade, D.Rhodes, C.R.Hoffman, F.G.Kondev, T.Lauritsen, D.Seweryniak, **J.Wu**, J.Henderson, C.Y.Wu, P.Chowdhury, P.C.Bender, A.M.Forney, W.B.Walters Multistep Coulomb excitation of  $^{64}\text{Ni}$ : Shape coexistence and nature of low-spin excitations.
- 2022Zh25** Nucl.Data Sheets 182, 2 (2022) **S.Zhu** Nuclear Data Sheets for A=236 COMPILATION  $^{236}\text{Ac}, ^{236}\text{Th}, ^{236}\text{Pa}, ^{236}\text{U}, ^{236}\text{Np}, ^{236}\text{Pu}, ^{236}\text{Am}, ^{236}\text{Cm}, ^{236}\text{Bk}, ^{236}\text{Cf}$ ; compiled, evaluated nuclear structure data