

A technical nuclear forensics capability to support the analyses of illicit radiological and nuclear materials



Dr C. Watt, Dr P. Turner, Dr G. Graham and Dr D. Thomas
AWE, National Nuclear Security Programme, Aldermaston
Reading, Berkshire, RG7 4PR, United Kingdom
claire.watt@awe.co.uk

Nuclear Forensics @ AWE


Intercepted materials can be analysed using nuclear and conventional forensic techniques to provide information to first responders and law enforcement.

Intercepted materials and associated evidence


Technical Nuclear Forensics

Development of new and existing capabilities

- Modern instrumentation enables enhancement of capability to meet nuclear forensics requirements




Collocated refurbished facilities



Cameca 1280 HR HMR SIMS
Large Geometry Double Focusing (HMR) Secondary Ion Mass Spectrometer with simultaneous multi-ion detection


Nuclear safeguards applications using LG-SIMS with automated screening capabilities.
P. Peres, N Montgomery et al. Surface and Interface Analysis. Volume 45, Issue 1, p. 561-565, (January 2013)



Conventional Forensics on contaminated items

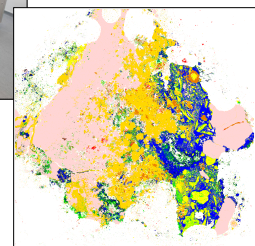
Broad range of traditional forensic science examinations capabilities:

- Record photography
- Swabbing for DNA
- Trace evidence recovery
- Digital data recovery
- Fingerprint Development
- Questioned Documents



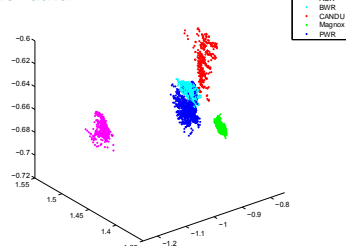
Quantitative Mineralogy - QEMSCAN

Characterises associated particulate material to support geolocation of items.

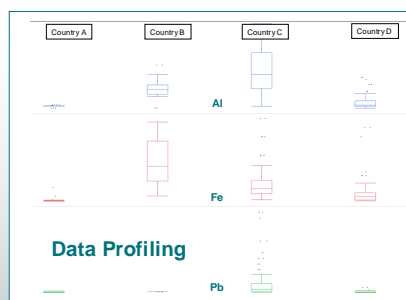


An advanced nuclear forensics capability supports the analysis of the material data, and associated evidence data, identifying and utilising forensic signatures.

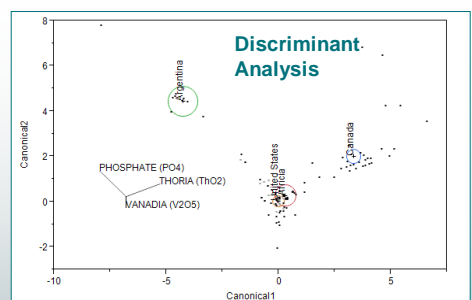
Multivariate analysis of spent fuel data



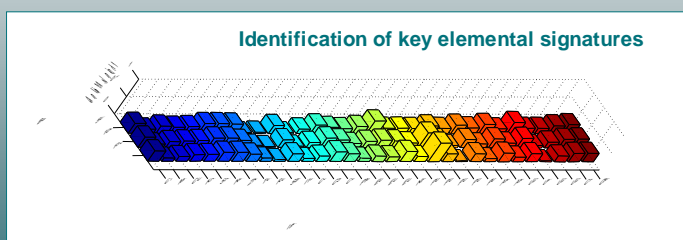
Data Profiling



Discriminant Analysis



Identification of key elemental signatures



With thanks to Nuclear and Analytical Sciences, AWE, Camborne School of Mines, Bristol and Liverpool Universities, Forensic Access Ltd and Metropolitan Police Service

Poster Reference Number: IAEA-CN-218-42

IAEA International Conference on Advances in Nuclear Forensics (7th – 10th July 2014)